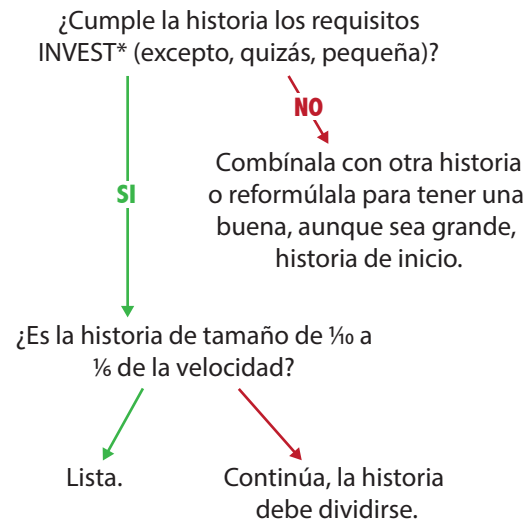


# COMO DIVIDIR UNA HISTORIA DE USUARIO

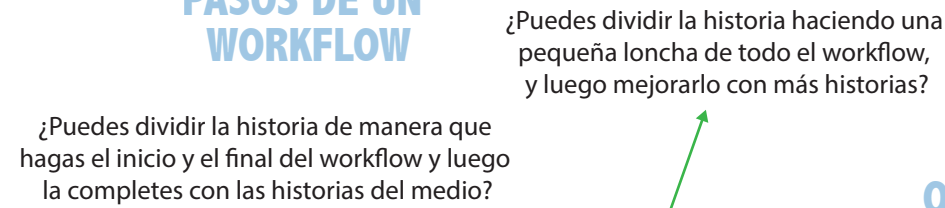
## 1 PREPARA LA HISTORIA



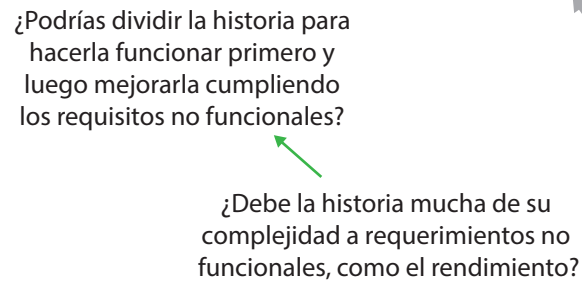
\* INVEST - Las historias deberían ser:  
Independiente  
Negociable  
Valiosa  
Estimable  
(S)Pequeña  
Testable



## PASOS DE UN WORKFLOW



## RETRASA RENDIMIENTO

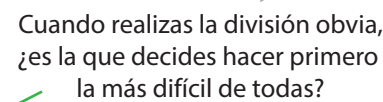
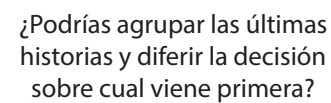


## 2 APLICA LOS PATRONES DE DIVISIÓN

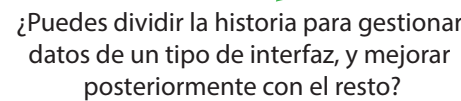


## SIMPLE / COMPLEJA

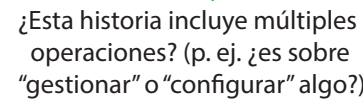
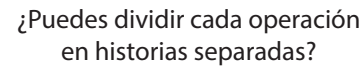
## ESFUERZO IMPORTANTE



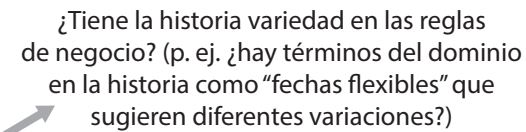
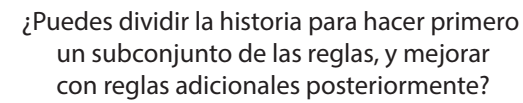
## VARIACIONES EN LA INTERFAZ



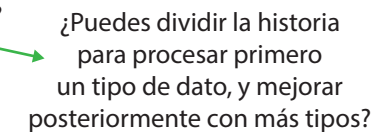
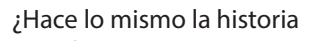
## OPERACIONES



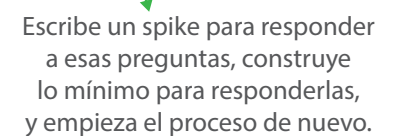
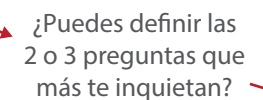
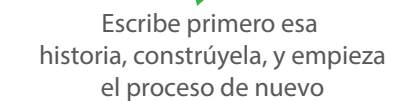
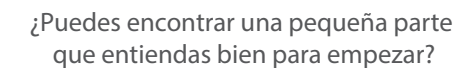
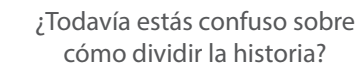
## VARIACIONES EN LAS REGLAS DE NEGOCIO



## VARIACIONES EN DATOS



## CONSTRUYE UN "SPIKE"



## 3 EVALUA LA DIVISIÓN

